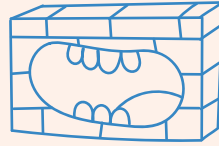




Activity 1.2

The Talking Wall

What do you imagine the workshop 'My Hospitality' will be about?



Activity 1.3

**Portraits**

How can we get to know our classmates better?
We become painters and make portraits of our friends...

Activity 1.5

Speaking with pictures

What does a village look like? What are the differences between a town and a city? What are the similarities between a big island and an outermost island? What makes our land unique? We look at the pictures laid out on the classroom floor, and the game begins...



Take a look at the definitions of these words in the dictionary...

City : a settlement with many houses, residents, and several administrative, financial or other services.

Island : a piece of land surrounded by water.

Town : a residential area that is larger than a village and smaller than a city (usually ranging from two to ten thousand residents).

Village : a settlement that consists of a few houses and fewer residents than those living in a city or a town.



I'm a member of group:
(write your group number)

What did we see in the pictures?



Parallel Activity

Creating a family map

How can we record our family history? Where were my parents born? Where did I grow up? We make maps of our family's journey.



Activity 2.2

The global map of food

What do people in each country eat? Look at the pictures of food items on the following page. Cut out the cards and place them on the country where you think they come from!

Activity 2.3

A land hospitable to all

What would a place look like if it were hospitable and open to all? Write a short story!











Activity 2.4

Customs and our hospitable land

Think of a special custom you follow at home when a guest arrives.

**Some questions to help you.**

-  Pick a place, whether real or imaginary.
-  Think of a main character who lives in this place.
-  What do the landscape, houses and streets look like?
-  What do the residents look like?
-  What are the differences between them?
-  How do they coexist peacefully?
-  How do they accept diversity?
-  In what ways do the things mentioned above make the land and the people hospitable?

**I'm a member of group:**

(write your group number)





DISHES
around the WORLD





DISHES around the WORLD



13



14



15




DISHES around the WORLD

16



17



Activity 3.2

Meet the professions in the hospitality industry

Discuss and discover the hospitality-related jobs as fast as you can... Let's play a different type of charades!

Activity 3.3

Professions Maypole
The 'chain' of professions?

Group A

Primary sector

Beekeeper

Cotton grower

Secondary sector

Honey packaging industry

Local cotton textile industry

Tertiary sector

A hotel restaurant making use of honey at breakfast

Gift shop in a hotel

Group B

Primary sector

Secondary sector

Tertiary sector


Group C

Primary sector

Secondary sector

Tertiary sector

Questions to answer.



- How do you think the three professions are related to each other in a hotel?
- How do you think the chain of professions you have chosen is affected during high season?
- How do you imagine a typical day for each profession in the chain?
- Which time of day will be the busiest for each profession and why?



I'm a member of group:
(write your group number)

Write down the answers of your group on a piece of paper...

Activity 4.2

Case study: Advertising our hotel

Talk with your group and choose if you will work with a small family-owned hotel or a big hotel. Depending on your choice, think of the characteristics of your business and create an advertising brochure, in which the name of the business and the reason why it is the ideal destination should be mentioned. You can paint, make a collage, or do anything else you like!



Activity 4.3

What makes a hotel different to other businesses?

Talk in class about the similarities and differences between a hotel and a supermarket.

Indicatively, you can talk about the **similarities** and **differences** in:

the staff

period of operation (winter, summer, all year round)

whom it buys from (suppliers)

what it produces/offers/trades (scope of work)

other differences (e.g., its location-village/city/mountain/seaside, operating hours, special knowledge that the workforce must have etc.).



I'm a member of group:
(write your group number)

Hotel

Super Market

Activity 5.3

Be an eco-friendly chef

Who is an eco-friendly chef?

Eco-friendly chefs try to use as few single-use plastics as possible (e.g., they buy bamboo straws; visit the supermarket with cloth bags; recycle; compost food leftovers at the end of the day so that they can use them in their vegetable gardens; never leave the tap running when they do the washing-up in their kitchen; try to use organic produce).

Now, you have taken on the role of an eco-friendly chef. Think of ways in which your lunch at school or on holiday could be more environmentally friendly (e.g., I bring my food in a reusable lunchbox instead of a single-use plastic container).



Activity 5.4

What if...

'Once upon a time, in a village near a lush green forest, a beautiful hotel opened. Those who built it didn't want to disturb the rich natural environment around it, so they decided that, first of all, they should...'

Come up with imaginative practices and solutions so that this hotel can help protect the local environment. Create a collective narrative by joining up the group members' suggestions. Work together and illustrate your story on a big piece of paper.



Parallel activity

**A letter to grown-ups titled 'Habits we would like you to change'.**

Write a letter to grown-ups with your ideas and suggestions, urging them to change some of their habits for a future that is more friendly to the planet.



I'm a member of group:
(write your group number)

C

society
new
environmental
network
earth
electricity
travel
species
bird
nature
sufficiency
alligator
solar
alternative
business
natural
needs
accountability
ecological
evolution
unending
ability
sky
sea
balanced
animals
trees
atmosphere
sacred
sun
TV
unceasing
low-impact
authentic
lizard
success
biofuels
turbine
technology
light
lifestyle
umbrella
entrepreneurship
ideas
satisfaction
utensils
ability
impact-free
utilisation
school
innovation
improving



Activity 6.2

New concepts of diversity and hospitality

How do you now perceive the concept of hospitality and acceptance of diversity in your everyday life and during your holidays? Write any connected words you have learned.

Also, write down the following:

Where have you been on holiday? Which place did you like the most, and why? Where would you like to go on holiday in the future, and why? Would you rather visit a destination in your country or abroad? Share your experiences and then look for the destination you have chosen on the map. Finally, draw the place you have chosen, or some parts of it which struck you the most.

Activity 6.3

A different type of hotel...

After talking, draw a hotel that is only for children together with the members of your group.

Try to answer the following questions about your hotel

Characteristics of the hotel:

What is the name of the hotel?
Where is it? Describe the location.
How big is it?
Which season(s) is it open to guests?

The management of your hotel:

What services does it offer?
What job positions (in detail) are there?
What other professionals work in the hospitality-related 'chain of professions', except for those easily traced?
In what ways is the hotel environmentally friendly?
What could one of the hotel's special hospitality customs be?
Who visits this hotel regularly?
How is the hotel advertised?
With what other businesses or people does the hotel cooperate in order to offer its services?
Have you provided appropriate measures to facilitate the access of disabled people to all areas of the hotel? If so, what are the measures?



I'm a member of group:
(write your group number)

Draw the logo of your hotel.
Also, draw the various facilities it will have.

Activity 7.1

Anonymous evaluation

Ask your students to first write a brief and anonymous evaluation.

Ask them to draw their handprint on a piece of A4 paper and write the following inside each finger:

**Thumb**

Something important to them.

Index Finger

Something they learned in the workshops they attended and would like to show to others.

Middle Finger

Something they didn't like.

Ring Finger

Something they considered important in the workshops.

Little Finger

Something, they felt, lasted a short while and they would like to devote more time to.

Upon completion, they place the papers on a pile on the front desk, without writing their names so that they remain anonymous.

Activity 7.2

Detailed evaluation form

Ask the children to fill in the questionnaire provided in the worksheet.

**Questions**

1

Were the workshops useful? (one answer)

1. Extremely 2. Very much 3. Moderately 4. Slightly 5. Not at all

2

Did you like the activities? (one answer)

1. Extremely 2. Very much 3. Moderately 4. Slightly 5. Not at all

3

The workshop you liked the most was:

- **Workshop 1:** Programme introduction, getting to know each other again: my roots, my homeland.
- **Workshop 2:** Diversity and hospitality.
- **Workshop 3:** Hospitality and employment.
- **Workshop 4:** Entrepreneurship and hospitality.
- **Workshop 5:** Hospitality and respect for the environment.
- **Workshop 6:** Redoing the jigsaw puzzle from the start.

4

The workshop you found most difficult was:

- **Workshop 1:** Programme introduction, getting to know each other again: my roots, my homeland.
- **Workshop 2:** Diversity and hospitality.
- **Workshop 3:** Hospitality and employment.
- **Workshop 4:** Entrepreneurship and hospitality.
- **Workshop 5:** Hospitality and respect for the environment.
- **Workshop 6:** Redoing the jigsaw puzzle from the start.



5

Would you like to spend more time on any of the activities carried out? If so, which one(s)?

6

What would you add to the programme to make it more interesting for you? (one answer)

1. Videos
 2. Quiz games
 3. More drama games (charades etc.)
 4. Individual exercises
 5. Games on the computer or cell phone
 6. Other... (write your idea)
-
-

7

The workshops helped me understand:

Diversity

1. Extremely 2. Very much 3. Moderately 4. Slightly 5. Not at all

Hospitality

1. Extremely 2. Very much 3. Moderately 4. Slightly 5. Not at all

Professions related to hospitality

1. Extremely 2. Very much 3. Moderately 4. Slightly 5. Not at all

Entrepreneurship

1. Extremely 2. Very much 3. Moderately 4. Slightly 5. Not at all

8

8. The workshops helped me develop:

My critical thinking skills

1. Extremely 2. Very much 3. Moderately 4. Slightly 5. Not at all

Cooperation with my classmates

1. Extremely 2. Very much 3. Moderately 4. Slightly 5. Not at all

Communication with my classmates

1. Extremely 2. Very much 3. Moderately 4. Slightly 5. Not at all

My ability to take the initiative

1. Extremely 2. Very much 3. Moderately 4. Slightly 5. Not at all

My problem-solving skills

1. Extremely 2. Very much 3. Moderately 4. Slightly 5. Not at all

My teamwork skills

1. Extremely 2. Very much 3. Moderately 4. Slightly 5. Not at all

Other... (Describe)



Parallel activity

Write a collective letter about the impressions left by the programme. The letter will be uploaded on the e-class so that all the letters can be read by other classes as well. The aim of this activity is for the students to develop ties with other schools from different areas and to exchange experiences with all students who participated in the programme.